


INTEGRATED CAPITAL SERVICES LIMITED
Restructuring Advisory and Support

RAAS



Email Copy

October 17, 2016

Corporate Relationship Department
BSE Ltd.
P. J. Towers,
1st Floor, New Trading Ring,
Dalal Street,
Mumbai- 400001

Listing Department
Ahmedabad Stock Exchange Ltd.
Kamdhenu Complex
Panjarapole,
Ahmedabad-380015

BSE Scrip Code: 539149 and Scrip Id: ICSL

Sub: Submission of Shareholding Pattern for the quarter and half year ended September 30, 2016.

Dear Sir,


In terms of Regulation 31 of Securities Exchange Board of India (Listing Obligations and Disclosure Requirements) Regulations, 2015, we are enclosing herewith Shareholding Pattern in the prescribed format for the quarter and half year ended September 30, 2016.

You are requested to take the above information on your records.

Thanking you,

Yours faithfully,

For Integrated Capital Services Limited


Manisha Meghna
(Company Secretary, Compliance Officer)

Encl a/a

Registered Office:
606 New Delhi House, Barakhamba Road, New Delhi 110 001
T/F + 91 11 4354 2784, Email contact@raas.co.in, Website www.raas.co.in
Corporate Identification Number L74899DL1993PLC051981

Member of
BTG Global Advisory
www.btgga.com

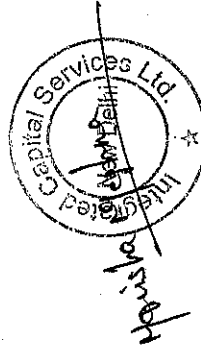
Shareholding Pattern under Regulation 31 of SEBI (Listing Obligations and Disclosure Requirements) Regulations, 2015

1.	Name of Listed Entity: Integrated Capital Services Ltd
2.	Scrp Code/Name of Scrip/Class of Security: 539109
3.	Share Holding Pattern Filed under: Reg. 31(1)(a)/Reg. 31(1)(b)/Reg. 31(1)(c) a. If under 31(1)(b) then indicate the report for Quarter ending b. If under 31(1)(c) then indicate date of allotment/extinguishment
4.	Declaration: The Listed entity is required to submit the following declaration to the extent of submission of information:-

Particulars	Yes*	No*
1. Whether the Listed Entity has issued any partly paid up shares?		No
2. Whether the Listed Entity has issued any Convertible Securities or Warrants?		No
3. Whether the Listed Entity has any shares against which depository receipts are issued?		No
4. Whether the Listed Entity has any shares in locked-in?		No
5. Whether any shares held by promoters are pledge or otherwise encumbered?		No

* If the Listed Entity selects the option 'No' for the questions above, the columns for the partly paid up shares, Outstanding Convertible Securities/Warrants, depository receipts, locked-in shares, No of shares pledged or otherwise encumbered by promoters, as applicable, shall not be displayed at the time of dissemination on the Stock Exchange website. Also wherever there is 'No' declared by Listed Entity in above table the values will be considered as 'Zero' by default on submission of the format of holding of specified securities.

GENERATED ON :07/10/2016 NSDL : 30/09/2016 CDSL:30/09/2016




Integrated Capital Services Ltd

Table 1 - Summary Statement holding of specified securities

(I) Category	(II) Category of shareholder	(III) Nos. of sharehold-ers	(IV) No. of fully paid up equity shares held	(V) No. of Partly paid-up equity shares held	(VI) No. of shares underlying Depository Receipts	(VII) = (IV) + (V) + (VI) Total nos. shares held	(VIII) As a % of total shares (calculate as per SCRR, 1957)	Number of Voting Rights held in each class of securities			Shares Underlying Outstanding convertible securities (including securities convertible into full assuming %)	Number of Locked in shares		Number of Shares pledged or otherwise encumbered		Number of equity shares held in dematerialised form (XIV)
								No of Voting Rights Class eg: X	Class eg: Y	Total (X+Y)		(XII) As a % of total Shares held(b)	(XIII) As a % of total Shares held(b)	(XIV) As a % of total Shares held(b)		
(A)	Promoter & Promoter Group	2	25641000	0	0	25641000	70.9295	25641000	0	0	0.0000	0	0.0000	0	0.0000	25641000
(B)	Public	738	10509000	0	0	10509000	29.0705	10509000	0	0	0.0000	0	0.0000	0	0.0000	7219000
(C)	Non Promoter - Non Public	0	0	0	0	0	0.0000	0	0	0	0.0000	0	0.0000	0	0.0000	0
(C1)	Shares Underlying DRs	0	0	0	0	0	0.0000	0	0	0	0.0000	0	0.0000	0	0.0000	0
(C2)	Shares Held By Employee Trust	0	0	0	0	0	0.0000	0	0	0	0.0000	0	0.0000	0	0.0000	0
	Total	740	36150000	0	0	36150000	100.0000	36150000	0	0	0.0000	0	0.0000	0	0.0000	32860000

GENERATED ON :07/10/2016 NSDL : 30/09/2016 CDSL :30/09/2016



Integrated Capital Services Ltd

Table II - Statement showing shareholding pattern of the Promoter and Promoter Group

1	Category & Name of the shareholders	PAN	(i)	(ii)	(iii)	No. of fully paid up equity shares held	(iv)	Partly paid-up equity shares held	(v)	No. of shares underlying Depository Receipts	(vi)	Total nos. shares held	(vii)	Shareholding % as per SCRR, 1957 As a % of (A+B+C2) X	Number of Voting Rights held in each class of securities			(ix)	(x)	Shares Underlying Outstanding convertible securities (including securities convertible in of convertible securities)	(xi)= Full convertible securities	Number of Locked in shares		Number of Shares pledged or otherwise encumbered		Number of equity shares held in dematerialised form (xiv)											
															Class eg: X	Class eg: Y	Total					No. (a)	As a % of total Shares held (b)	No. (a)	As a % of total Shares held (b)												
																											(A)	(B)	(XII)	(XIII)							
(a)	Indian																																				
	Individuals / Hindu Undivided Family																																				
	Sajeva Deora																																				
	Central Government / State Government(s)																																				
	Financial Institutions / Banks																																				
	Any Other (Specify)																																				
2	Bodies Corporate																																				
	Deora Associates Private Limited																																				
	Sub Total (A)(1)																																				
	Foreign																																				
	Individuals (Non-Resident Individuals / Foreign Individuals)																																				
	Government																																				
(b)	Institutions																																				
	Foreign Portfolio Investor																																				
	Any Other (Specify)																																				
(c)	Sub Total (A)(2)																																				
	Total Shareholding Of Promoter And Promoter Group (A)= (A)(1)+(A)(2)																																				

Details of Shares which remain unclaimed may be given hear along with details such as number of shareholders, outstanding shares held in demat/undclaimed suspense account, voting rights which are frozen etc.

Note :

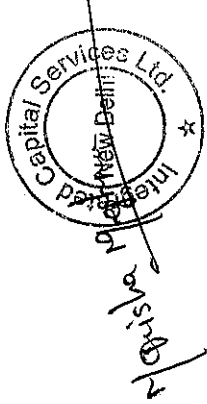
(1) PAN would not be displayed on website of Stock Exchange(s)

(2) The term 'Encumbrance' has the same meaning as assigned under regulation 28(3) of SEBI (Substantial Acquisition of Shares and Takeovers) Regulations, 2011.

GENERATED ON :07/10/2016

NSDL : 30/09/2016

CDSL : 30/09/2016



Integrated Capital Services Ltd

Table III - Statement showing shareholding pattern of the Public shareholder

Category & Name of the shareholders (i)	Nos. of shareholders (ii)	No. of fully paid up equity shares held (iv)	Partly paid-up equity shares held (v)	No. of shares underlying Depository Receipts (vi)	Shareholding % as calculated as per SCRR, 1957 As a % of (A+B+C) (viii) As a % of (A+B+C) (vii)	Number of Voting Rights held in each class of securities (ix)		Total as a % of (A+B+C) (A+B+C)	Shares Underlying % assuming full conversion of convertible securities (including securities held by)	Number of Locked in shares (xii)		Number of Shares pledged or otherwise encumbered (xiii)		Number of equity shares held in dematerialised form (xiv)
						No of Voting Rights Class eg: X	Total % of (A+B+C)			No. (a)	As a % of total Shares held (b)	No. (b)	As a % of total Shares held (b)	
1	Institutions													
(a)	Mutual Fund	0	0	0	0	0.0000	0	0.0000	0	0.0000	0	0.0000	NA	0
(b)	Venture Capital Funds	0	0	0	0	0.0000	0	0.0000	0	0.0000	0	0.0000	NA	0
(c)	Alternate Investment Funds	0	0	0	0	0.0000	0	0.0000	0	0.0000	0	0.0000	NA	0
(d)	Foreign Venture Capital Investors	0	0	0	0	0.0000	0	0.0000	0	0.0000	0	0.0000	NA	0
(e)	Foreign Portfolio Investor	0	0	0	0	0.0000	0	0.0000	0	0.0000	0	0.0000	NA	0
(f)	Financial Institutions / Banks	0	0	0	0	0.0000	0	0.0000	0	0.0000	0	0.0000	NA	0
(g)	Insurance Companies	0	0	0	0	0.0000	0	0.0000	0	0.0000	0	0.0000	NA	0
(h)	Provident Funds/ Pension Funds	0	0	0	0	0.0000	0	0.0000	0	0.0000	0	0.0000	NA	0
(i)	Any Other (Specify)	0	0	0	0	0.0000	0	0.0000	0	0.0000	0	0.0000	NA	0
	Sub Total (B)(1)	0	0	0	0	0.0000	0	0.0000	0	0.0000	0	0.0000	NA	0
	Central Government/ State Government(s)/ President of India	0	0	0	0	0.0000	0	0.0000	0	0.0000	0	0.0000	NA	0
	Sub Total (B)(2)	0	0	0	0	0.0000	0	0.0000	0	0.0000	0	0.0000	NA	0
2	Non-Institutions													
(a)	Individuals													
	i. Individual shareholders holding nominal share capital up to Rs. 2 lakhs.	714	5499674	0	0	5499674	15.2135	5499674	15.2135	0	0.0000	NA	NA	2218674
	ii. Individual shareholders holding nominal share capital in excess of Rs. 2 lakhs.	5	4380795	0	0	4380795	12.1184	4380795	12.1184	0	0.0000	NA	NA	4380795
	Heera Lal Bhasin	A-AEPB1020B	950000	0	0	950000	2.6279	950000	2.6279	0	0.0000	NA	NA	950000
	Moti Lal Bhasin	A-ESFB4-EP4P	850000	0	0	850000	2.3513	850000	2.3513	0	0.0000	NA	NA	850000
	Ruchi Malhotra	A-EEP7369L	443540	0	0	443540	1.2269	443540	1.2269	0	0.0000	NA	NA	443540
	Ruchi Malhotra	A-EEP7369L	1852000	0	0	1852000	5.1231	1852000	5.1231	0	0.0000	NA	NA	1852000
(b)	NBFCs registered with RBI	0	0	0	0	0.0000	0	0.0000	0	0.0000	0	0.0000	NA	0
(c)	Employee Trusts	0	0	0	0	0.0000	0	0.0000	0	0.0000	0	0.0000	NA	0
	Overseas Depositor(s) (balancing figure)	0	0	0	0	0.0000	0	0.0000	0	0.0000	0	0.0000	NA	0
(d)	Any Other (Specify)	19	628531	0	0	628531	1.7387	628531	1.7387	0	0.0000	NA	NA	619531
(e)	Hindu Undivided Family	8	115200	0	0	115200	0.3187	115200	0.3187	0	0.0000	NA	NA	115200
	Clearing Member	2	2050	0	0	2050	0.0057	2050	0.0057	0	0.0000	NA	NA	2050
	Bodies Corporate	9	511281	0	0	511281	1.4143	511281	1.4143	0	0.0000	NA	NA	502281
	Indo Invest Vision Limited	A-ABCOIG4SR	482000	0	0	482000	1.3333	482000	1.3333	0	0.0000	NA	NA	482000
	Sub Total (B)(3)	738	10509000	0	0	10509000	29.0705	10509000	29.0705	0	0.0000	NA	NA	7219000
	Total Public Shareholding (B)= (B)(1)+(B)(2)+(B)(3)	738	10509000	0	0	10509000	29.0705	10509000	29.0705	0	0.0000	NA	NA	7219000


Details of the shareholders acting as persons in Concert including their Shareholding (No. and %):

No. of shareholders	No. of Shares
---------------------	---------------

Details of Shares which remain unclaimed may be given hear along with details such as number of shareholders, outstanding shares held in demat/unclaimed suspense account, voting rights which are frozen etc.

Note:

- (1) PAN would not be displayed on website of Stock Exchange(s).
- (2) The above format needs to disclose name of all holders holding more than 1% of total number of shares
- (3) W.r.t. the information pertaining to Depository Receipts, the same may be disclosed in the respective columns to the extent information available and the balance to be disclosed as held by custodian.



Integrated Capital Services Ltd


Table IV - Statement showing shareholding pattern of the Non Promoter- Non Public shareholder

Category & Name of the shareholders	PAN	Nos. of sharehold-ers	No. of fully paid up equity shares held	Partly paid-up equity shares held	No. of shares underlying Depository Receipts	Shareholding % as per SCRR, 1957 As a % of (A+B+C2)	Number of Voting Rights held in each class of securities			Shares Underlying Outstanding convertible securities (including securities held by)	ing, as a % assuming full conversion of convertible securities (X) = (XI) / (X)	Number of Locked in Shares		Number of Shares pledged or otherwise encumbered	Number of equity shares held in dematerialised form (XIV)
							No of Voting Rights	Total as a % of (A+B+C)	(A+B+C)			(a)	(b)		
1. Custodian/DR Holder		0	0	0	0	0.0000	0	0	0	0.0000	0	0.0000	NA	0	
Employee Benefit Trust (under SBI (Share based Employee Benefit) Regulations, 2014)		0	0	0	0	0.0000	0	0	0	0.0000	0	0.0000	NA	0	
2. Total Non-Promoter- Non Public Shareholding (C)=	[C]H(C)2	0	0	0	0	0.0000	0	0	0	0.0000	0	0.0000	NA	0	

Note :

- (1) PAN would not be displayed on website of Stock Exchange(s).
- (2) The above format needs to disclose name of all holders holding more than 1% of total number of shares
- (3) W.r.t. the information pertaining to Depository Receipts, the same may be disclosed in the respective columns to the extent information available and the balance to be disclosed as held by custodian.


GENERATED ON : 30/10/2016 NSDL : 30/09/2016 CDSL:30/09/2016



Shareholding Pattern under Regulation 31 of SEBI (Listing Obligations and Disclosure Requirements) Regulations, 2015

1	Name of Listed Entity: Integrated Capital Services Ltd		
2	Scrip Code/Name of Scrip/Class of Security: BSE limited : 539149 (Fully paid equity shares)		
3	Share Holding Pattern Filed under Reg. 31(1)(b) for Post Merger		
4	Declaration: The Listed entity is required to submit the following declaration to the extent of submission of information:-		
	Particulars	Yes*	No*
1	Whether the Listed Entity has issued any partly paid up shares?		No
2	Whether the Listed Entity has issued any Convertible Securities or Warrants?		No
3	Whether the Listed Entity has any shares against which depository receipts are issued?		No
4	Whether the Listed Entity has any shares in locked-in?		No
5	Whether any shares held by promoters are pledged or otherwise encumbered?		No


* If the Listed Entity selects the option 'No' for the questions above, the columns for the partly paid up shares, Outstanding Convertible Securities/Warrants, depository receipts, locked-in shares, No of shares pledged or otherwise encumbered by promoters, as applicable, shall not be displayed at the time of dissemination on the Stock Exchange website. Also wherever there is 'No' declared by Listed Entity in above table the values will be considered as 'Zero' by default on submission of the format of holding of specified securities.



Integrated Capital Services Ltd

Table 1 - Summary Statement holding of specified securities

Category	Category of shareholder	Number of shareholders	No. of fully paid up equity shares held	No. of equity shares held	No. of Partly paid-up equity shares held	No. of shares underlying Depository Receipts	Total nos. shares held	Shareholding as a % of total no. of shares (calculated as per SCRR, 1957)	Number of Voting Rights held in each class of securities			No. of Shares Underlying Outstanding convertible securities (including securities [X]= (VII)+(X) As a % of (A+B+C))	Shareholding, as a % assuming full conversion of convertible securities [X]= (VII)+(X) As a % of (A+B+C)	Number of Locked in shares		Number of Shares pledged or otherwise encumbered		Number of equity shares held in dematerialised form	
									No of Voting Rights					As a % of total Shares held (b)	No. (a)	As a % of total Shares held (b)	No. (a)		As a % of total Shares held (b)
									Class eg: X	Class eg: y	Total								
(I)	(II)	(III)	(IV)	(V)	(VI)	(VII) = (IV)+(V)+(VI)	(VIII) As a % of (A+B+C2)	(X)	(X)	(XII)	(XIII)	(XIV)							
(A)	Promoter & Promoter Group	9	2,43,50,000	0	0	0	2,43,50,000	69.85	0	0	0	0.0000	0	0	0.0000	0	0.0000	2,43,50,000	
(B)	Public	738	1,05,09,000	0	0	0	1,05,09,000	30.15	0	0	0	0.0000	0	0	0.0000	0	0.0000	72,09,000	
(C)	Non Promoter - Non Public								0	0	0	0.0000	0	0	0.0000	0	0.0000		
(C1)	Shares Underlying DRs	0	-	0	0	0	-	0.00	0	0	0	0.0000	0	0	0.0000	0	0.0000	0	
(C2)	Shares Held By Employee Trust	0	-	0	0	0	-	0.00	0	0	0	0.0000	0	0	0.0000	0	0.0000	0	
	Total	747	3,48,59,000	0	0	0	3,48,59,000	100.00	0	0	0	0.0000	0	0	0.0000	0	0.0000	3,15,59,000	



Integrated Capital Services Ltd

Table II (I)(a) - Statement showing shareholding pattern of the Promoter and Promoter Group

Category	Category & Name of shareholders	PAN	(i)	(ii)	(iii)	(iv)	(v)	(vi)	(vii) = (iv)+(v)+(vi)	(viii) As a % of (A+B+C2)	Number of Voting Rights held in each class of securities			(ix) = (vii)+(x) As a % of (viii)	(x)	(xi) = (x)/(viii) As a % of (viii)	(xii) = (xi)/(viii) As a % of (viii)	(xiii)	(xiv)
											No. of shares held	% of total	Total as a % of (A+B+C)						
											(A)	(B)	(C)	(X)	(XI)	(XII)	(XIII)	(XIV)	(XV)
1	Indian Individuals / Hindu Undivided Family																		
(a)																			
	Sujeve Deora	ABBP008030	9	24,350,000	0	0	0	0	24,350,000	69.85	0	0	0	0.0000	0	0.0000	0	0.0000	24,350,000
	Arbabish Chatterjee	AAAPC3232E	0	9,927,500	0	0	0	0	9,927,500	28.48	0	0	0	0.0000	0	0.0000	0	0.0000	9,927,500
	Rajesh Kumar Deora	AAAPDI990G	0	2,327,500	0	0	0	0	2,327,500	6.68	0	0	0	0.0000	0	0.0000	0	0.0000	2,327,500
	Brijender Bhushan Deora	AAAPDI551D	0	2,280,000	0	0	0	0	2,280,000	6.54	0	0	0	0.0000	0	0.0000	0	0.0000	2,280,000
	Jai Rani Deora	AAAPD8077C	0	2,337,000	0	0	0	0	2,337,000	6.70	0	0	0	0.0000	0	0.0000	0	0.0000	2,337,000
	Meesa Deora	AAAPD7954E	0	2,280,000	0	0	0	0	2,280,000	6.54	0	0	0	0.0000	0	0.0000	0	0.0000	2,280,000
	Pulkit Deora	AJEPD2671F	0	2,246,750	0	0	0	0	2,246,750	6.45	0	0	0	0.0000	0	0.0000	0	0.0000	2,246,750
	Arun Deora	AAAPD7837E	0	2,327,500	0	0	0	0	2,327,500	6.68	0	0	0	0.0000	0	0.0000	0	0.0000	2,327,500
	Sujeve Deora (HUF)	AAQHI9097L	0	600,000	0	0	0	0	600,000	1.72	0	0	0	0.0000	0	0.0000	0	0.0000	600,000
(b)	Central Government / State Government(s)		0	0	0	0	0	0	0	0.00	0	0	0	0.0000	0	0.0000	0	0.0000	0
(c)	Financial Institutions / Banks		0	0	0	0	0	0	0	0.00	0	0	0	0.0000	0	0.0000	0	0.0000	0
(d)	Any Other (Specify)		0	0	0	0	0	0	0	0.00	0	0	0	0.0000	0	0.0000	0	0.0000	0
	Bodies Corporate		0	0	0	0	0	0	0	0.00	0	0	0	0.0000	0	0.0000	0	0.0000	0
	Sub Total (A)(1)		9	24,350,000	0	0	0	0	24,350,000	69.85	0	0	0	0.0000	0	0.0000	0	0.0000	24,350,000
2	Foreign																		
(a)	Individuals (Non-Resident Individuals / Foreign Individuals)		0	0	0	0	0	0	0	0.00	0	0	0	0.0000	0	0.0000	0	0.0000	0
(b)	Government		0	0	0	0	0	0	0	0.00	0	0	0	0.0000	0	0.0000	0	0.0000	0
(c)	Institutions		0	0	0	0	0	0	0	0.00	0	0	0	0.0000	0	0.0000	0	0.0000	0
(d)	Foreign Portfolio Investor		0	0	0	0	0	0	0	0.00	0	0	0	0.0000	0	0.0000	0	0.0000	0
(e)	Any Other (Specify)		0	0	0	0	0	0	0	0.00	0	0	0	0.0000	0	0.0000	0	0.0000	0
	Sub Total (A)(2)		0	0	0	0	0	0	0	0.00	0	0	0	0.0000	0	0.0000	0	0.0000	0
	Total Shareholding Of Promoter And Promoter Group (A) = (A)(1)+(A)(2)		9	24,350,000	0	0	0	0	24,350,000	69.85	0	0	0	0.0000	0	0.0000	0	0.0000	24,350,000

Details of Shares which remain unclaimed may be given here along with details such as number of shareholders, outstanding shares held in demat/unclaimed suspense account, voting rights which are frozen etc.

Note:

(1) PAN would not be displayed on website of Stock Exchanges

(2) The term 'Encumbrance' has the same meaning as assigned under regulation 28(3) of SEBI (Substantial Acquisition of Shares and Takeovers) Regulations, 2011.



Integrated Capital Services Ltd

Table III - Statement showing shareholding pattern of the Public shareholder

Category	Category & Name of shareholders	FAN	Nos. of shareholders	No. of fully paid up equity shares held	No. of equity shares held	No. of shares underlying Depository Receipts	Total nos. shares held (VII) = (IV)+(V)+(VI)	Shareholding as a % of total shares (calculate as per SCRR, 1957)	Number of Voting Rights held in each class of securities		No. of Shares Underlying Outstanding convertible securities (including securities carrying voting rights) (X)	Shareholding, as a % assuming full conversion of convertible securities (VII)+(X) As a % of (A+B+C2)	Number of Locked in shares		Number of Shares pledged or otherwise encumbered	Number of equity shares held in dematerialised form
									No of Voting Rights	Total as a % of (A+B+C)			No. (a)	As a % of total Shares held (b)		
	(i)	(ii)	(iii)	(iv)	(v)	(vi)	(vii)	(viii)	(ix)	(x)	(xi)	(xii)	(xiii)	(xiv)	(xv)	
1	Institutions															
(a)	Mutual Fund		0	0	0	0	0	0.00	0	0	0	0.00	0	0.00	0	0.00
(b)	Venture Capital Funds		0	0	0	0	0	0.00	0	0	0	0.00	0	0.00	0	0.00
(c)	Alternate Investment Funds		0	0	0	0	0	0.00	0	0	0	0.00	0	0.00	0	0.00
(d)	Foreign Venture Capital Investors		0	0	0	0	0	0.00	0	0	0	0.00	0	0.00	0	0.00
(e)	Foreign Portfolio Investor		0	0	0	0	0	0.00	0	0	0	0.00	0	0.00	0	0.00
(f)	Financial Institutions / Banks		0	0	0	0	0	0.00	0	0	0	0.00	0	0.00	0	0.00
(g)	Insurance Companies		0	0	0	0	0	0.00	0	0	0	0.00	0	0.00	0	0.00
(h)	Provident Funds/ Pension Funds		0	0	0	0	0	0.00	0	0	0	0.00	0	0.00	0	0.00
(i)	Any Other (Specify)		0	0	0	0	0	0.00	0	0	0	0.00	0	0.00	0	0.00
	Sub Total (B)(1)		0	0	0	0	0	0.00	0	0	0	0.00	0	0.00	0	0.00
	Central Government/ State Government(s)/ President of India															
2	India															
	Sub Total (B)(2)		714	5499674	0	0	5499674	15.78	5499674	0	15.78	0	0.00	0	0.00	2218674
3	Non-Institutions															
(a)	Individuals															
	i. Individual shareholders holding nominal share capital up to Rs. 2 lakhs.															
	ii. Individual shareholders holding nominal share capital in excess of Rs. 2 lakhs.		5	4380795	0	0	4380795	12.57	4380795	0	12.57	0	0.00	0	0.00	4380795
(b)	NBFCs registered with RBI		0	0	0	0	0	0.00	0	0	0.00	0	0.00	0	0.00	0
(c)	Employee Trusts		0	0	0	0	0	0.00	0	0	0.00	0	0.00	0	0.00	0
(d)	Overseas Depositor(s) holding DRs (balancing figure)		0	0	0	0	0	0.00	0	0	0.00	0	0.00	0	0.00	0
(e)	Any Other (Specify)		19	628531	0	0	628531	1.80	628531	0	1.80	0	0.00	0	0.00	619531
	Sub Total (B)(3)		738	1,05,09,000	0	0	1,05,09,000	30.15	0	0	0.00	0	0.00	0	0.00	72,19,000
	Total Public Shareholding (B)= (B)(1)+(B)(2)+(B)(3)		738	1,05,09,000	0	0	1,05,09,000	30.15	0	0	0.00	0	0.00	0	0.00	72,19,000

Details of the shareholders acting as persons in Concert including their Shareholding (No. and %):


Details of Shares which remain unclaimed may be given hear along with details such as number of shareholders, outstanding shares held in demat/unclaimed suspense account, voting rights which are frozen etc.

Note:

(1) PAN would not be displayed on website of Stock Exchange(s).

(2) The above format needs to be disclosed along with the name of following persons/institutions/Non Institutions holding more than 1% of total number of shares

(3) W.r.t. the information pertaining to Depository Receipts, the same may be disclosed in the respective columns to the extent information available and the balance to be disclosed as held by custodian.



Integrated Capital Services Ltd

Table IV - Statement showing shareholding pattern of the Non Promoter- Non Public shareholder

Category	Category & Name of shareholders	PAM	Nos. of shareholders	No. of fully paid up equity shares held	No. of Partly paid-up equity shares held	No. of shares underlying Depository Receipts	Total nos. shares held (IV)+(V)+(VI)	Shareholding as a % of total shares (calculate as per SCRR, 1957)			No. of Shares Underlying Outstanding convertible securities (including securities (XII))	No. of Locked In shares	Number of Shares pledged or otherwise encumbered		Number of equity shares held in dematerialised form		
								Shareholding as a % of total shares (VII) As a % of (A+B+C2)	Number of Voting Rights held in each class of securities				No. (a)	As a % of total Shares held(b)		No. (a)	As a % of total Shares held(b)
									No of Voting Rights	% of (A+B+C)							
1	Custodian/DR Holder	(i)	0	0	0	0	0	0.0000	0	0.0000	0	0.0000	0	0.0000	0		
2	Employee Benefit Trust (under SEBI (Share based Employee Benefit) Regulations, 2014)	(ii)	0	0	0	0	0	0.0000	0	0.0000	0	0.0000	0	0.0000	0		
	Total Non-Promoter- Non Public Shareholding (C) = (C1)+(C2)		0	0	0	0	0	0.0000	0	0.0000	0	0.0000	0	0.0000	0		

Notes:

- (1) PAN would not be displayed on website of Stock Exchange(s).
- (2) The above format needs to disclose name of all holders holding more than 1% of total number of shares
- (3) W.r.t. the information pertaining to Depository Receipts, the same may be disclosed in the respective columns to the extent information available

