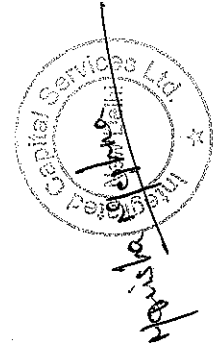


Shareholding Pattern under Regulation 31 of SEBI (Listing Obligations and Disclosure Requirements) Regulations, 2015

1.	Name of Listed Entity: Integrated Capital Services Ltd
2.	Scrip Code/Name of Scrip/Class of Security: 539149
3.	Share Holding Pattern Filled under: Reg. 31(1)(a)/Reg. 31(1)(b)/Reg.31(1)(c) a. if under 31(1)(b) then indicate the report for Quarter ending b. if under 31(1)(c) then indicate date of allotment/extinguishment
4.	Declaration: The Listed entity is required to submit the following declaration to the extent of submission of information:-

Particulars	Yes*	No*
1. Whether the Listed Entity has issued any partly paid up shares?		No
2. Whether the Listed Entity has issued any Convertible Securities or Warrants?		No
3. Whether the Listed Entity has any shares against which depository receipts are issued?		No
4. Whether the Listed Entity has any shares in locked-in?		No
5. Whether any shares held by promoters are pledged or otherwise encumbered?		No

* If the Listed Entity selects the option 'No' for the questions above, the columns for the partly paid up shares, Outstanding Convertible Securities/Warrants, depository receipts, locked-in shares, No of shares pledged or otherwise encumbered by promoters, as applicable, shall not be displayed at the time of dissemination on the Stock Exchange website. Also wherever there is 'No' declared by Listed Entity in above table the values will be considered as 'Zero' by default on submission of the format of holding of specified securities.




Integrated Capital Services Ltd

Table 1 - Summary Statement holding of specified securities

Category	(i)	(ii)	(iii)	(iv)	(v)	(vi)	(vii) = Total nos. shares held	(viii) As a % of total no. of shares (calculate as per SCRR, 1957)	Number of Voting Rights held in each class of securities			(ix)	Shares Underlying % assuming full conversion of convertible securities (including securities held)		Number of Locked in shares		Number of Shares pledged or otherwise encumbered		Number of equity shares held in dematerialized form (xiv)
									(x)	(xi)	(xii)		(xiii)	(xiv)	(xv)	(xvi)	(xvii)	(xviii)	
(a)	(b)	(c)	(d)	(e)	(f)	(g)	(h)	(i)	(j)	(k)	(l)	(m)	(n)	(o)	(p)	(q)	(r)	(s)	(t)
Promoter & Promoter Group	2		25641000	0	0	0	25641000	70.9295	25641000	0	25641000	0	0.0000	0	0.0000	0	0.0000	0	25641000
Public	738		10509000	0	0	0	10509000	29.0705	10509000	0	10509000	0	0.0000	0	0.0000	0	0.0000	0	7219000
Non Promoter - Non Public	0		0	0	0	0	0	0.0000	0	0	0	0	0.0000	0	0.0000	0	0.0000	0	0
Shares Underlying DRs	0		0	0	0	0	0	0.0000	0	0	0	0	0.0000	0	0.0000	0	0.0000	0	0
Shares held By Employee Trust	0		0	0	0	0	0	0.0000	0	0	0	0	0.0000	0	0.0000	0	0.0000	0	0
Total	740		36150000	0	0	0	36150000	100.0000	36150000	0	36150000	0	0.0000	0	0.0000	0	0.0000	0	32860000

GENERATED ON : 07/10/2016 NSDL : 30/09/2016 CDSL : 30/09/2016



Integrated Capital Services Ltd																
Table II - Statement showing shareholding pattern of the Promoter and Promoter Group																
Category & Name of the shareholders (I)	PAN (II)	Nos. of shareholders (III)	No. of fully paid up equity shares held (IV)	Partly paid-up equity shares held (V)	No. of shares underlying Depository Receipts (VI)	Shareholding % as per SCRR, 1957 As a % of (A+B+C) (VII) =	Number of Voting Rights held in each class of securities (IX)			Shares Underlying Outstanding convertible securities (including securities) (X) =	ing, as a % assuming full conversion of convertible securities (XI) =	Number of Locked in shares (XII)		Number of Shares pledged or otherwise encumbered (XIII)		Number of equity shares held in dematerialized form (XIV)
							Class eg: X	Class eg: Y	Total (A+B+C)			No. (a)	As a % of total Shares held (b)	No. (a)	As a % of total Shares held (b)	
1																
Indian																
(a) Individuals / Hindu Undivided Family																
Sajeve Deora	AAQH50973L	1	600000	0	0	600000	1.6598	600000	0	600000	1.6598	0	0.0000	0	0.0000	600000
(b) Central Government / State Government(s)																
(c) Financial Institutions / Banks																
(d) Any Other (Specify)																
Bodies Corporate																
Deora Associates Private Limited	AAACD0063B	1	25041000	0	0	25041000	69.2697	25041000	0	25041000	69.2697	0	0.0000	0	0.0000	25041000
Sub Total (A)(1)		2	25641000	0	0	25641000	70.9295	25641000	0	25641000	70.9295	0	0.0000	0	0.0000	25641000
Foreign																
(a) Individuals (Non-Resident Individuals / Foreign Individuals)																
(b) Government																
(c) Institutions																
(d) Foreign Portfolio Investor																
(e) Any Other (Specify)																
Sub Total (A)(2)																
Total Shareholding Of Promoter And Promoter Group (A) = (A)(1)+(A)(2)		2	25641000	0	0	25641000	70.9295	25641000	0	25641000	70.9295	0	0.0000	0	0.0000	25641000

Details of Shares which remain unclaimed may be given hear along with details such as number of shareholders, outstanding shares held in demat/unclaimed suspense account, voting rights which are frozen etc.

Note :


(1) PAN would not be displayed on website of Stock Exchange(s)

(2) The term 'Encumbrance' has the same meaning as assigned under regulation 28(3) of SEBI (Substantial Acquisition of Shares and Takeovers) Regulations, 2011.

GENERATED ON :07/10/2016

NSDL : 30/09/2016

CDSL :30/09/2016



Integrated Capital Services Ltd

Table III - Statement showing shareholding pattern of the Public shareholder


Category & Name of the shareholders	(i)	(ii)	(iii)	(iv)	(v)	No. of shares underlying Depository Receipts	(vi)	Shareholding % as per SCRR, 1957 As a % of Total nos. held (A+B+C2)	(vii) As a % of Total nos. held (A+B+C2)	Number of Voting Rights held in each class of securities		Shares Underlying Outstanding convertible securities (including securities convertible in of convertible securities)	Number of Locked in shares		Number of Shares pledged or otherwise encumbered		Number of equity shares held in dematerialised form
										No. of securities	Class eg: X		As a % of total Shares held (b)	No. (a)	As a % of total Shares held (b)	No. (a)	
1	Institutions																
(a)	Mutual Fund																
(b)	Venture Capital Funds																
(c)	Alternate Investment Funds																
(d)	Foreign Venture Capital Investors																
(e)	Foreign Portfolio Investor																
(f)	Financial Institutions / Banks																
(g)	Insurance Companies																
(h)	Provident Funds/ Pension Funds																
(i)	Any Other (Specify)																
	Sub Total (B)(1)																
	Central Government/ State Government(s)/ President of India																
2	Sub Total (B)(2)																
3	Non-Institutions																
(a)	Individuals																
	i. Individual shareholders holding nominal share capital up to Rs. 2 lakhs.		714	5499674	0	0	5499674	15.2135	5499674	0	5499674	15.2135	0	0.0000	NA	NA	2218674
	ii. Individual shareholders holding nominal share capital in excess of Rs. 2 lakhs.		5	4380795	0	0	4380795	12.1184	4380795	0	4380795	12.1184	0	0.0000	NA	NA	4380795
	Heara Lal Bhasin			950000	0	0	950000	2.6279	950000	0	950000	2.6279	0	0.0000	NA	NA	950000
	Ivont Lal Bhasin			850000	0	0	850000	2.3513	850000	0	850000	2.3513	0	0.0000	NA	NA	850000
	Ruchi Mahtora			443540	0	0	443540	1.2269	443540	0	443540	1.2269	0	0.0000	NA	NA	443540
	Ruchi Mahtora			1852000	0	0	1852000	5.1231	1852000	0	1852000	5.1231	0	0.0000	NA	NA	1852000
(b)	NBFCs registered with RBI		0	0	0	0	0	0.0000	0	0	0	0.0000	0	0.0000	NA	NA	0
(c)	Employee Trusts		0	0	0	0	0	0.0000	0	0	0	0.0000	0	0.0000	NA	NA	0
	Overseas Depositor(s) (holding DRs) (balancing figure)		0	0	0	0	0	0.0000	0	0	0	0.0000	0	0.0000	NA	NA	0
(d)	Any Other (Specify)		19	628531	0	0	628531	1.7387	628531	0	628531	1.7387	0	0.0000	NA	NA	619531
(e)	Hindu Undivided Family		8	115200	0	0	115200	0.3187	115200	0	115200	0.3187	0	0.0000	NA	NA	115200
	Clearing Member		2	2050	0	0	2050	0.0057	2050	0	2050	0.0057	0	0.0000	NA	NA	2050
	Bodies Corporate		9	511281	0	0	511281	1.4143	511281	0	511281	1.4143	0	0.0000	NA	NA	502281
	Indo Invest Vision Limited			482000	0	0	482000	1.3333	482000	0	482000	1.3333	0	0.0000	NA	NA	482000
	Sub Total (B)(3)		738	10509000	0	0	10509000	29.0705	10509000	0	10509000	29.0705	0	0.0000	NA	NA	7219000
	Total Public Shareholding (B)= (B)(1)+(B)(2)+(B)(3)		738	10509000	0	0	10509000	29.0705	10509000	0	10509000	29.0705	0	0.0000	NA	NA	7219000

Details of the shareholders acting as persons in Concert including their Shareholding (No. and %):

No. of shareholders	No. of Shares

Details of Shares which remain unclaimed may be given hear along with details such as number of shareholders, outstanding shares held in demat/unclaimed suspense account, voting rights which are frozen etc.

Note :
 (1) PAN would not be displayed on website of Stock Exchange(s).
 (2) The above format needs to disclose name of all holders holding more than 1% of total number of shares
 (3) W.r.t. the information pertaining to Depository Receipts, the same may be disclosed in the respective columns to the extent information available and the balance to be disclosed as held by custodian.



Integrated Capital Services Ltd

Table IV - Statement showing shareholding pattern of the Non Promoter- Non Public shareholder

Category & Name of the shareholders	PAN	(ii)	(iii)	No. of fully paid up equity shares held (iv)	Partly paid-up equity shares held (v)	No. of shares underlying Depository Receipts (vi)	Total nos. shares held (vii) = (iii) + (iv) + (v) + (vi)	Shareholding % calculated as per SCRR, 1957 As a % of (A+B+C2) (viii) As a (viii) = (vii) / (A+B+C)	Number of Voting Rights held in each class of securities			Shares Outstanding (including convertible securities) (ix)	ing, as a % assuming full conversion of convertible securities (x) = (xi) / (x)	Number of Locked in shares		Number of Shares pledged or otherwise encumbered		Number of equity shares held in dematerialised form (xiv)
									No. of Voting Rights (Class eg: X)	Total % of (A+B+C)	As a % of total Shares held (b) (xi)			As a % of total Shares held (b) (xii)	As a % of total Shares held (b) (xiii)	As a % of total Shares held (b) (xiv)		
																	(x)	
1. Custodian/DR Holder Employee Benefit Trust (under SEBI (Share based Employee Benefit) Regulations, 2014)			0	0	0	0	0	0.0000	0	0	0	0.0000	0	0	0	0	0	0
2. Total Non-Promoter- Non Public Shareholding (C) = (C1)+(C2)			0	0	0	0	0	0.0000	0	0	0	0.0000	0	0	0	0	0	0

Note :

- (1) PAN would not be displayed on website of Stock Exchanges).
- (2) The above format needs to disclose name of all holders holding more than 1% of total number of shares
- (3) W.r.t. the information pertaining to Depository Receipts, the same may be disclosed in the respective columns to the extent information available and the balance to be disclosed as held by custodian.

GENERATED ON :07/10/2016

NSDL : 30/09/2016

CDSL :30/09/2016

